
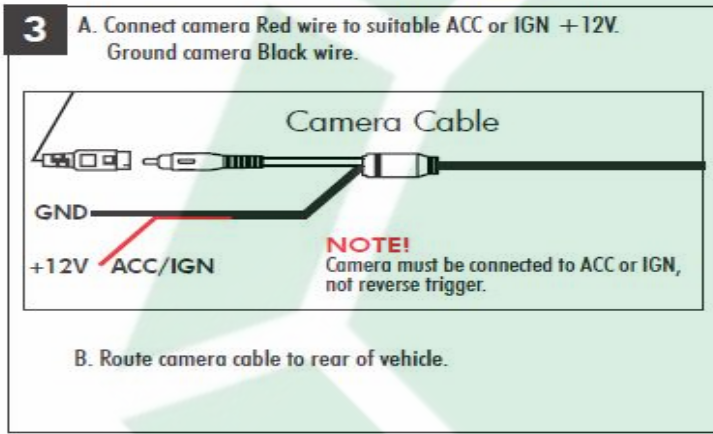





SKU: FC-TOYO

Factory Connect Camera System: Toyota



Camera Installation Instructions:

- Our camera comes with an RCA extension cable that has power / ground leads that will run to the front of your vehicle. This is designed to gain camera power using our TOYO harness. Please connect the RED of the RCA extension cable to the RED lead of the harness labeled Camera Power to power the camera. You will also need to ground the BLACK lead for a stable video image.

- Before fully mounting the camera, test the cameras viewing angle. Sometimes you may need to add a small wedge to either prop up or down the camera angle to get the desired view. Our Flush Mount Camera has a 155 degree horizontal view so it does not need to be perfectly centered but you will need to adjust the camera itself to get it centered to align with the parking guidelines.