
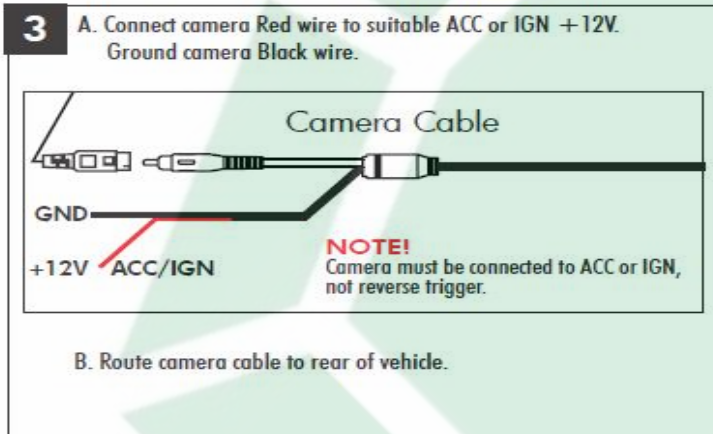





SKU: FC-TOYO

Factory Connect Camera System: Subaru



Camera Installation Instructions:

- Our camera comes with an RCA extension cable that has power leads on both ends. This is designed to run the cameras power from the rear, to the front where it will connect onto the free hanging red lead of the harness. This will gain camera power using the harness instead of a reverse trigger which is preferred for our Sony CCD HD camera.

- Before fully mounting the camera, test the cameras viewing angle. Sometimes you may need to add a small wedge to either prop up or down the camera angle to get the desired view. Our Sony CCD HD camera has a 170 degree horizontal view so it does not need to be perfectly centered but you will need to adjust the camera itself to get it centered to align with the parking guidelines.