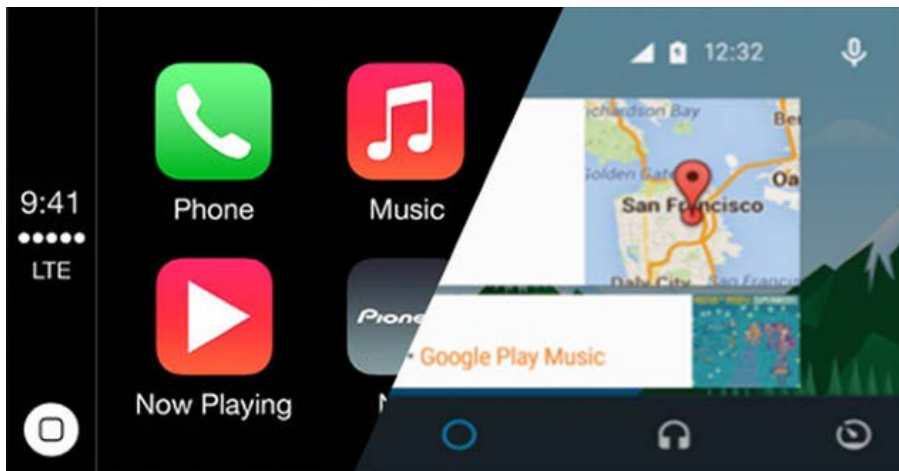




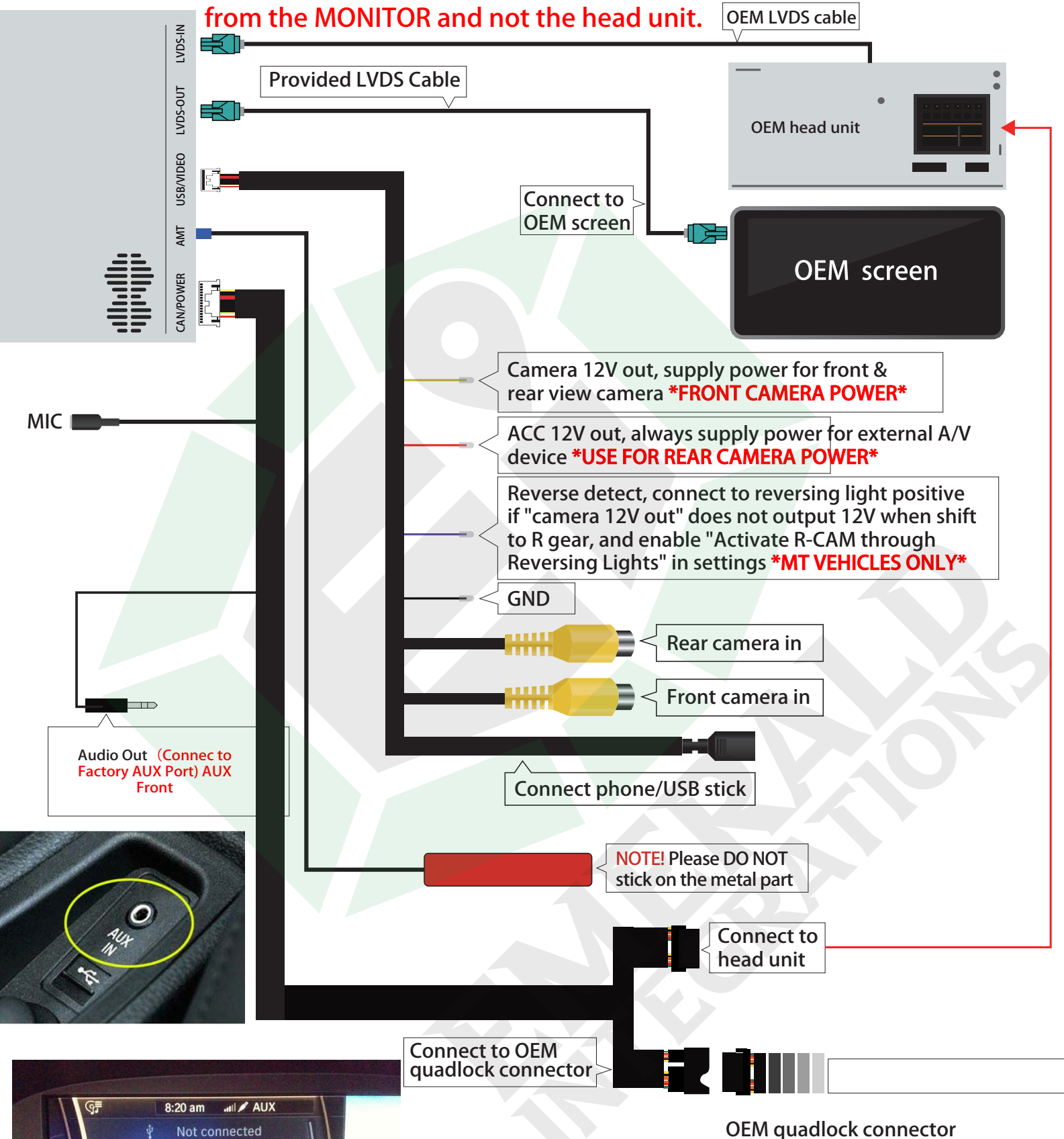
BMW NBT



CARPLAY/ANDROID AUTO INTEGRATION FOR
BMW NBT & NBT-EVO ID4 HEAD UNIT

Model No.	BMW-NBT-CPC
MCU Ver.	120010
CP-SW Ver.	20190701-v1.10.15
Manual Ver.	1.5.1
Date	Nov. 25, 2021

Please disconnect the OEM LVDS cable from the MONITOR and not the head unit.



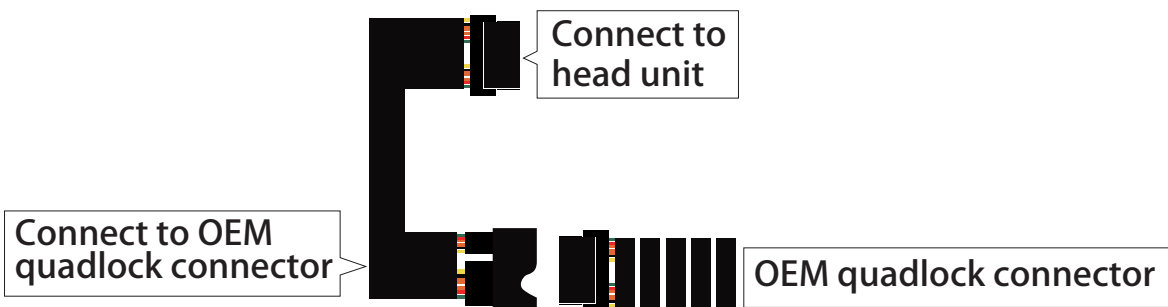
MIC

Audio Out (Connect to Factory AUX Port) AUX Front



The provided AUX lead needs to connect to the vehicles AUX port.

You'll need to select **AUX FRONT** in the BMW Multimedia menu to transmit audio through the vehicle's speakers.



If there is a FIBER OPTICS cable on the factory Quadlock, you'll need to de-pin it and insert it into the same slot in the provided Quadlock to transmit data.



- YOU WILL NEED TO MOVE THE FIBER OPTIC WIRES FROM THE ORIGINAL PLUG INTO THE INTRAPHEX T-HARNESS. SIMPLY RELEASE THE CLIP LOCATED ON THE SIDE AND THE FIBER OPTIC PLUG WILL RELEASE FROM THE CONNECTOR.



- REPLACE THE FIBER OPTIC PLUG IN THE SAME LOCATION IN THE INTRAPHEX T-HARNESS. NOW PLUG THE T-HARNESS INTO THE RADIO AND CAR.

*BMW 328D DISASSEMBLY SHOWN, OTHER VEHICLES WILL VARY

DIP SWITCH SETTINGS

Screen size	1	2	3	4
6.5 inch	ON ▼	ON ▼	OFF ▲	OFF ▲
8.8 inch / 10.25 inch	ON ▼	ON ▼	ON ▼	OFF ▲
10.25 inch Alternative	ON ▼	ON ▼	ON ▼	ON ▼

DIP #7: Original MIC (OFF ▲) , Add-on MIC (ON ▼) DIP #5, #6, #8 all set to OFF ▲

SWITCH:

Press and hold "MENU" or "BACK" button on iDrive controller for 3S to switch menu. It will also switch to add on interface automatically after plugging a mobile phone or USB stick.



■ OEM RADIO AUDIO SETTINGS:

1. For car models with stock AUX port, make sure source switch to "AUX" mode on original car stereo for audio transmission before using the integration.
2. For car models with an AMI port, please plug in "AMI to AUX cable (sold separately)" then switch audio source to AMI mode.
3. For car models without AUX or AMI port (e.g. BMW EVO, Mercedes NTG 5, etc.), please plug in the provided "AUX-USB" adapter then switch audio source to "AUX-USB" mode.

■ QUICK RESTART TIPS:

Press and hold the "BACK" button for 10s will restart the integration immediately

■ WHAT'S IN THE BOX



Main unit
Dimension: 148*94*22mm



Power/CAN harness



USB/Video cable



LVDS cable



WiFi/BT antenna



Customer Service

At Emerald we want to make sure that you are completely satisfied, therefore we have assembled qualified associates to assist you. Our normal operating hours are Monday - Thursday 9:00 AM - 5:00 PM and Friday 9:00 AM - 4:00 PM (Pacific Standard Time).

Call us Toll Free: 844-333-3903

Email us: support@emeraldintegrations.com

Returns

30-Day Money-Back Guarantee

At Emerald Integrations, we want to make sure that you are completely satisfied. If for some reason you aren't happy with an item on your order and want to return it, we make returns and refunds extremely simple.

Any complete, like-new item returned within 30-days can be returned for a full refund less the original cost of shipping. All items or packages shipped free of charge will be subject to a \$15.00 shipping fee. If returned items are not in like-new condition, then Emerald Integrations may refuse a return or charge a restocking fee of 10% - 20%. Items not in like-new condition include, but are not limited to: items missing original item packaging, opened software or media items, used items, installed items, abused or physically damaged items, items missing parts, items damaged due to improper return shipping, items with a different serial number or defaced serial number, pre-cut wire, made-to-order items and special order items. All returns must be shipped back in a shipping carton, items cannot be shipped back in product boxes. Should you have any questions about our return procedure, please don't hesitate to contact us.

Return Disclaimer

Any unauthorized, improperly packaged, or non-insured packages will be returned to sender. Items that show signs of wear or have been, scratched, altered, or damaged in any way cannot be accepted for return

Warranty

Emerald Integrations understands that there are minor chances that electronics can fail and defects happen, in the event that this occurs, Emerald Integrations is here to help you quickly resolve your defect for a full year of 1-Year Warranty Coverage. Unlike others who push you to a manufacturer service center that can be slow and unresponsive, we're here to help with the repair or replacement you need. To begin the process, follow the instructions on the returns page at www.emeraldintegrations.com/returns.

The terms of the warranty are subject to the specific manufacturer and all expressed and implied warranties are provided solely by the manufacturer. Every item approved for a warranty claim is inspected by our team of qualified experts and professionally tested.

Emerald Integrations is a retail and wholesale distributor of vehicle electronic components, specializing in car safety. Emerald tests each product individually to ensure optimal performance and is NOT responsible for any negligence or damages caused by the installation process. Should a customer request assistance in finding an installer, Emerald holds no liability for any installers recommended by Emerald, it's employees or affiliates.