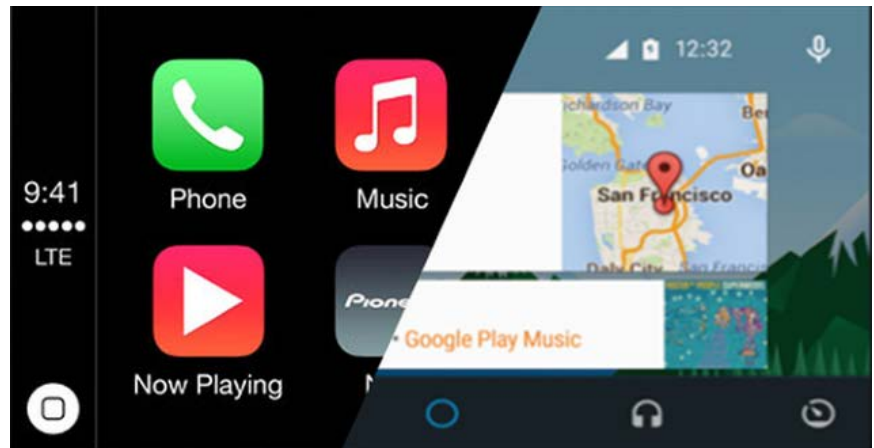


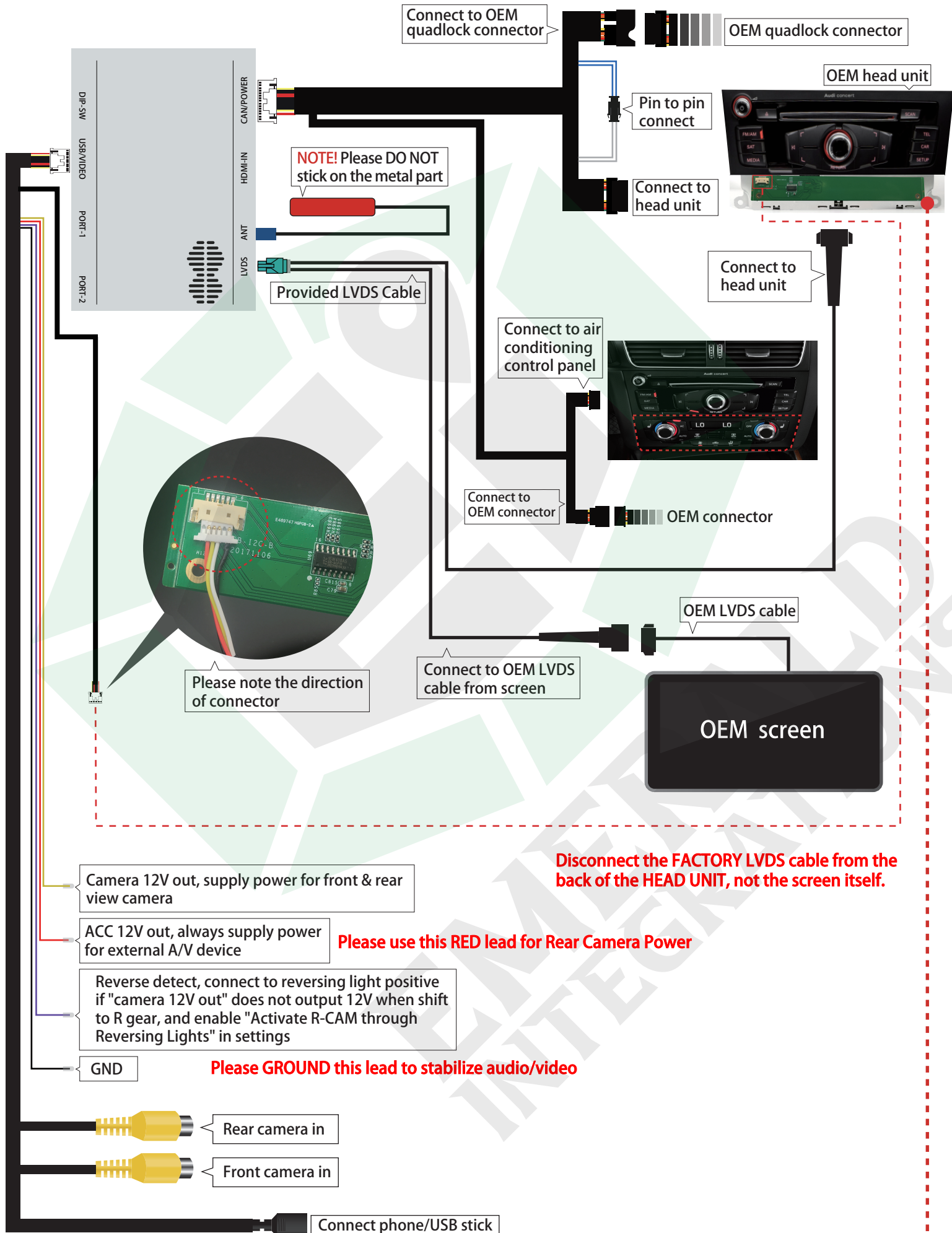




EMERALD INTEGRATIONS



CARPLAY/ANDROID AUTO INTEGRATION FOR Audi Symphony & Concert Systems (AMI)

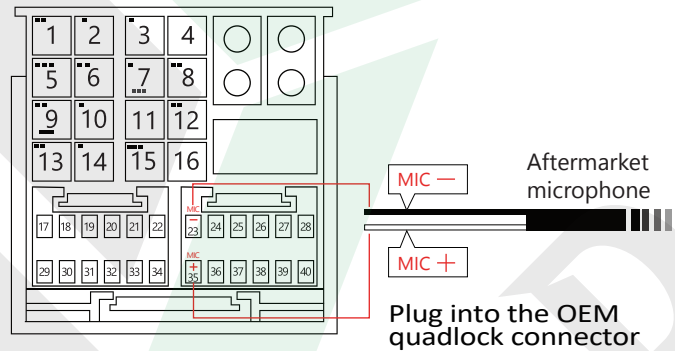
Model No.	AD-AMI-CPC
MCU Ver.	120010
CP-SW Ver.	20190701-v1.10.15
Manual Ver.	1.5
Date	Nov. 25, 2020





TIPS! Unplug the OEM FPC from main board of head unit and connect to the connector above of provided board, then connect provided FPC cable to the OEM connector that just pulled out OEM FPC. Please pay attention to the direction of provided FPC board.

How to connect an aftermarket MIC



If the vehicle has a factory microphone, you won't need to wire up the provided aftermarket mic. Set DIP 8 to OFF or UP.

DIP SWITCH SETTINGS

Item No.	Model Years	1	2	3	4	5	6
CPI-AD-SYM	2009-2015 A4 / A5 (without MMI)	OFF ▲	OFF ▲	OFF ▲	ON ▼	OFF ▲	ON ▼
	2009-2018 Q5 (without MMI)						

DIP	ON ▼	OFF ▲
7	Car without "PARK" button	Car with "PARK" button
8	Add-on MIC	Original MIC

NOTE! Please try another car model DIP settings if your current car model DIP doesn't work. Disconnect and reconnect interface's power for effective after changing any DIP setting.

SWITCH:



Press and hold "MEDIA" button for 3s



OEM RADIO AUDIO SETTINGS:

1. For car models with stock AUX port, make sure source switch to "AUX" mode on original car stereo for audio transmission before using the integration.
2. For car models with an AMI port, please plug in "AMI to AUX cable (sold separately)" then switch audio source to AMI mode.
3. For car models without AUX or AMI port (e.g. BMW EVO, Mercedes NTG 5, etc.), please plug in the provided "AUX-USB" adapter then switch audio source to "AUX-USB" mode.

AMI to AUX cable is provided with the system.

Please plug the AMI cable into the AMI port either in the glove box or arm rest compartment.

The AUX end will be left free hanging.

You'll need to select EXTERNAL MEDIA DEVICE to enable wireless sound playback.




QUICK RESTART TIPS:

Press and hold the "BACK" button for 10s will restart the integration immediately


WHAT'S IN THE BOX



Main unit



Knob control board




FPC



Microphone



Power/CAN harness



USB/Video cable



LVDS cable



WiFi/BT antenna



Customer Service

At Emerald we want to make sure that you are completely satisfied, therefore we have assembled qualified associates to assist you. Our normal operating hours are Monday - Thursday 9:00 AM - 5:00 PM and Friday 9:00 AM - 4:00 PM (Pacific Standard Time).

Call us Toll Free: 844-333-3903

Email us: support@emeraldintegrations.com

Returns

30-Day Money-Back Guarantee

At Emerald Integrations, we want to make sure that you are completely satisfied. If for some reason you aren't happy with an item on your order and want to return it, we make returns and refunds extremely simple.

Any complete, like-new item returned within 30-days can be returned for a full refund less the original cost of shipping. All items or packages shipped free of charge will be subject to a \$15.00 shipping fee. If returned items are not in like-new condition, then Emerald Integrations may refuse a return or charge a restocking fee of 10% - 20%. Items not in like-new condition include, but are not limited to: items missing original item packaging, opened software or media items, used items, installed items, abused or physically damaged items, items missing parts, items damaged due to improper return shipping, items with a different serial number or defaced serial number, pre-cut wire, made-to-order items and special order items. All returns must be shipped back in a shipping carton, items cannot be shipped back in product boxes. Should you have any questions about our return procedure, please don't hesitate to contact us.

Return Disclaimer

Any unauthorized, improperly packaged, or non-insured packages will be returned to sender. Items that show signs of wear or have been, scratched, altered, or damaged in any way cannot be accepted for return

Warranty

Emerald Integrations understands that there are minor chances that electronics can fail and defects happen, in the event that this occurs, Emerald Integrations is here to help you quickly resolve your defect for a full year of 1-Year Warranty Coverage. Unlike others who push you to a manufacturer service center that can be slow and unresponsive, we're here to help with the repair or replacement you need. To begin the process, follow the instructions on the returns page at www.emeraldintegrations.com/returns.

The terms of the warranty are subject to the specific manufacturer and all expressed and implied warranties are provided solely by the manufacturer. Every item approved for a warranty claim is inspected by our team of qualified experts and professionally tested.

Emerald Integrations is a retail and wholesale distributor of vehicle electronic components, specializing in car safety. Emerald tests each product individually to ensure optimal performance and is NOT responsible for any negligence or damages caused by the installation process. Should a customer request assistance in finding an installer, Emerald holds no liability for any installers recommended by Emerald, it's employees or affiliates.